



= Main Idea



=Key Points



=Get Involved



=Review



=Read On

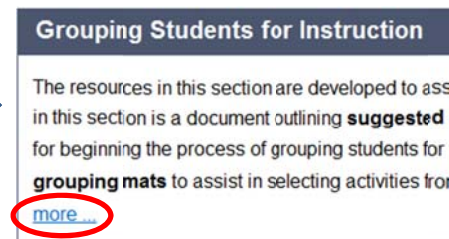
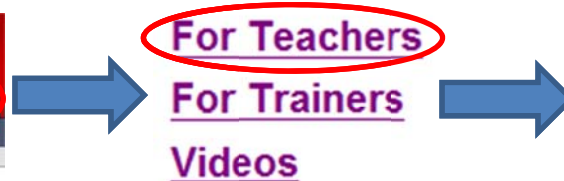
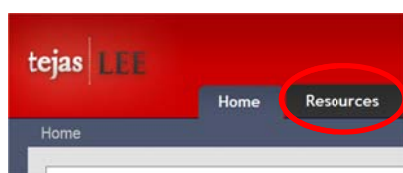
Participant Handouts

Proper Administration Procedures, Grouping

Slide 5: Tejas LEE Grouping Materials



All the Tejas LEE grouping tools can be downloaded from our website. To locate, click on:



Slide 6: Why Group Students?

Think, Turn and Talk with a partner about the following questions:

- Why group students?



Slide 20: General Ability Grouping and Skill Specific Grouping

Think, Turn and Talk with a partner about the following questions:

- What is the difference between General Ability and Skill Specific Grouping?



=Read On



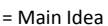
=Review



=Get Involved



=Key Points



= Main Idea

Resumen de la clase - Primer grado

Principio del año

Tejas LEE



= Main Idea



=Key Points



=Get Involved



=Review



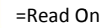
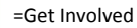
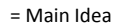
=Read On

BOY ____ MOY ____ EOY ____

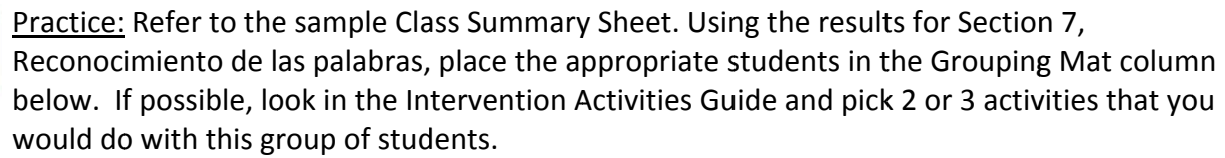
Grade 1 Grouping Chart

	Conciencia fonológica			Conocimiento de los grafotonemas		Exactitud	Fluidez	Comprensión	Final	Enfoque de instrucción
	Iden. del sonido inicial y final	Unión y seg. de los sonidos	Omisión del sonido inicial y final	Reconocimiento de las palabras	Dictado					
BAJO										
MEDIO										
ALTO										

Continúe planeando con la Guía de actividades de intervención						
IAG	Conocimiento de la letra impresa	Conciencia fonológica	Conocimiento de los grafotonemas	Fluidez	Comprensión	Vocabulario
	p. 3	p. 9	p. 33	p. 87	p. 97	p. 139
						p. 165



Slide 65: Using the Grouping Mat



1.7- Reconocimiento de las palabras BOY MOY EOY	
Activity	Selected
GRA-8	
GRA-11	
GRA-27	
GRA-31	
GRA-35	
GRA-36	
GRA-37	
GRA-39	
GRA-40	
GRA-43	
FLU-2	
FLU-7	
FLU-12	
COM-5	
COM-16	
Student Names	